

# 1450nm Fiber Coupled FBG Laser Source

Single mode, up to 200mW, 3nm, Benchtop or Module



DATASHEET

[Return to the Webpage](#)



Agiltron provides cost-effective fiber-coupled laser sources with a wide range emitting spectrum from 370nm to 2000nm and line width from 10kHz to broadband to select. Each benchtop laser source features a pigtailed laser and high-precision, low-noise auto-feedback drive electronics to ensure constant output power or a constant driving current, and an integrated temperature control unit maintains optimal operating conditions. Each unit features a front fiber output connector and a universal power supply compatible with 100 to 240 VAC. We offer two packages: benchtop for ease of use and compact module for system integration. The user interface benchtop includes an intuitive LCD display for independent control of output power and temperature via two front rotating knobs. The module has two front output power and temperature settings. All units have a built-in isolator option to prevent reflection-induced laser emissions instability. We produce fiber-coupled isolators from 370nm to 2000nm. An isolator is essential to obtain stable laser output.

## Features

- Turnkey Laser Source
- High Stability
- Advanced Feedback Control

## Applications

- Medical Laser Treatment
- Biotechnology
- Others

## Specifications

Parameter	Min	Typical	Max	Unit
Threshold Current		30	50	mA
Forward Current		600	800	mA
Forward Voltage			2.5	V
Optical Output Power		150		mW
Center Wavelength@25°C	1450	1455	1460	nm
Spectral Linewidth (FWHM)			3	nm
Rise Time in Pulse Mode			30	ns
Monitor Current @ VrPD=5V	0.05		1.0	mA
PD reverse voltage		5	20	V
TEC Current			1.5	A
TEC Voltage			3.8	V
Operating Temperature (heatsink temperature)	0		70	°C
Storage Temperature	-40		85	°C



**Note:** The specifications provided are for general applications with a cost-effective approach. If you need to narrow or expand the tolerance, coverage, limit, or qualifications, please [click this link](#):

Rev 01/16/25

# 1450nm Fiber Coupled FBG Laser Source

Single mode, up to 200mW, 3nm, Benchtop or Module



DATASHEET

## Benchtop Laser Source Operation Manual



- Plug in power cable
- Turn on Power Switch
- Setting the Output Power by rotating the knob
- Setting the laser diode Temperature by rotating the knob
- Connect a fiber path cable with matching connector (FC/APC is the default)
- Push the Emission switch to turn on the laser
- Measure the output power to verify

## Module Laser Source Operation Manual



- Plug in power cable
- Turn on Power Switch
- Setting the Output Power by rotating the screw
- Setting the laser diode Temperature by rotating the screw
- Connect a fiber path cable with matching connector (FC/APC is the default)
- Push the Emission switch to turn on the laser
- Measure the output power to verify

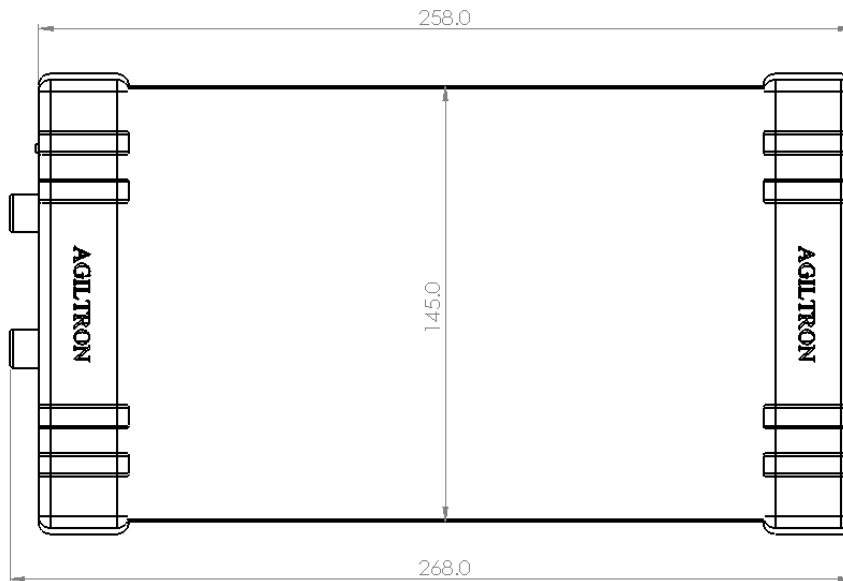
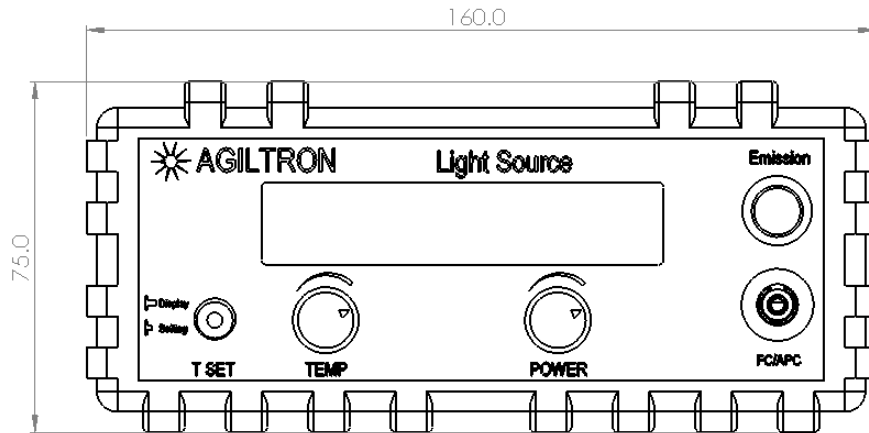
# 1450nm Fiber Coupled FBG Laser Source

Single mode, up to 200mW, 3nm, Benchtop or Module



## DATASHEET

### Mechanical Dimension (mm)



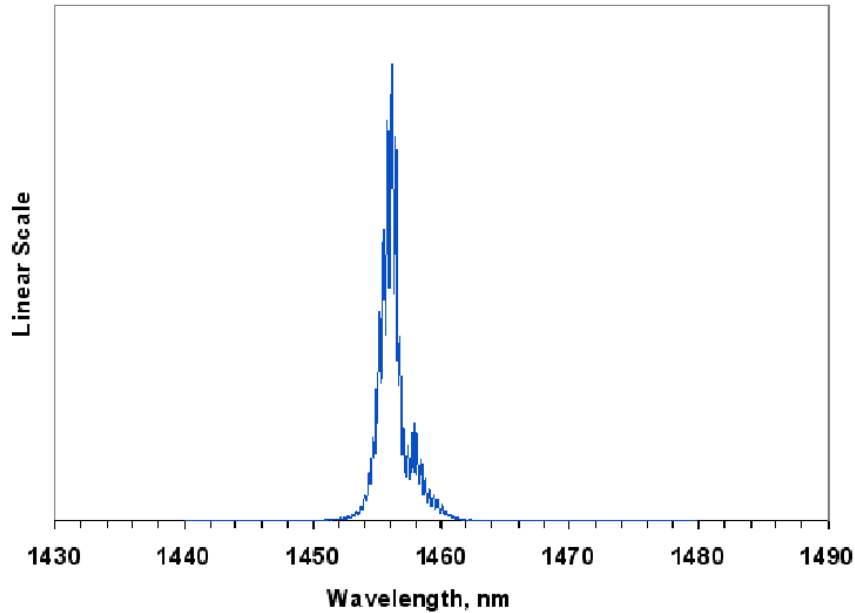
# 1450nm Fiber Coupled FBG Laser Source



Single mode, up to 200mW, 3nm, Benchtop or Module

## DATASHEET

### Typical Spectrum



### Ordering Information

Prefix	Wavelength	Power	Linewidth	Package	Isolator	Control Mode	TEC Cooling	Fiber Type	Connector
<input type="checkbox"/>	<input type="checkbox"/>	<input type="checkbox"/>	<input type="checkbox"/>	<input type="checkbox"/>	<input type="checkbox"/>	<input type="checkbox"/>	<input type="checkbox"/>	<input type="checkbox"/>	<input type="checkbox"/>
<b>FCLS-</b>	1450nm = 1450	200mW = A	3nm = 1	Benchtop = 1 Module = 2	None = 1 Yes = 2	Constant Current = 2 Constant Power = 1	No = 1 Yes = 2	SM28 = 1 PM1550 = 5 50/125 = M Special = 0	FC/APC = 3 FC/PC = 2 Non = 1 SC/PC = 4 SC/APC = 5 LC/PC = 7 LC/UPC = U Special = 0